

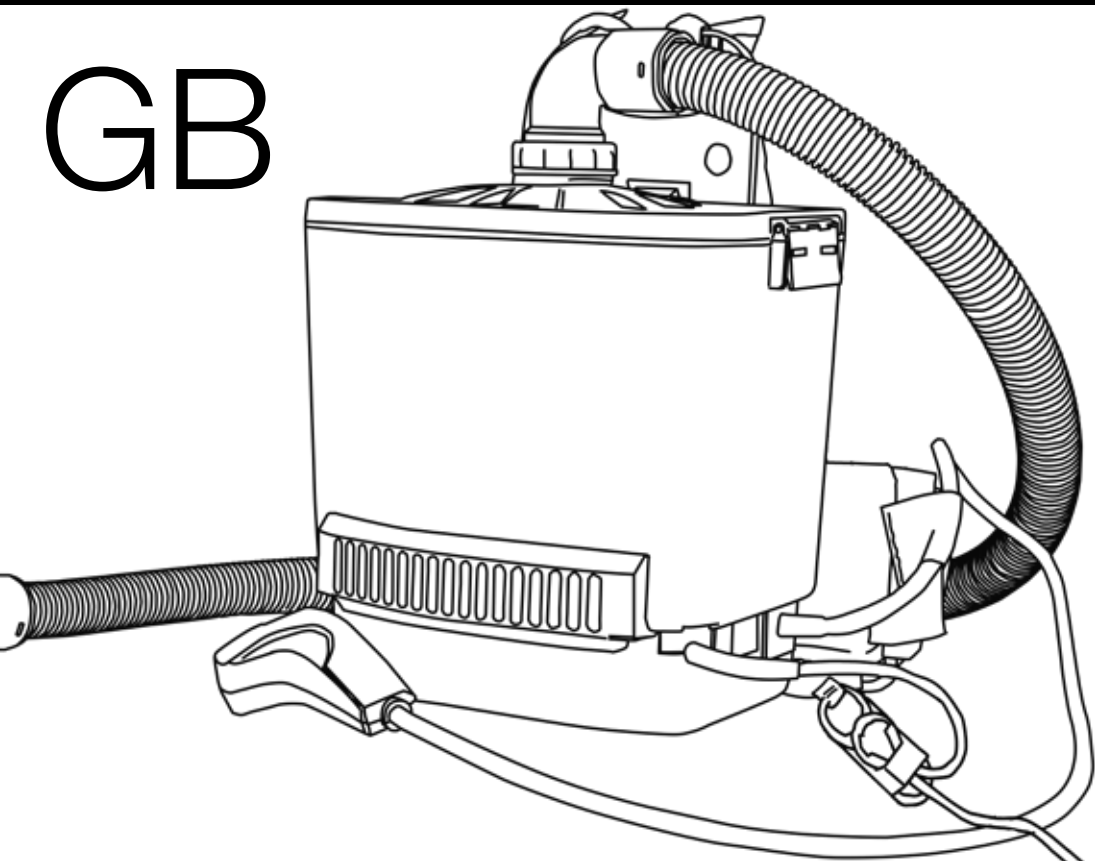
RSV 130-11
RSV 130M-11

RSV 200-11
RSV 200M-11



620W Kit AS30

GB

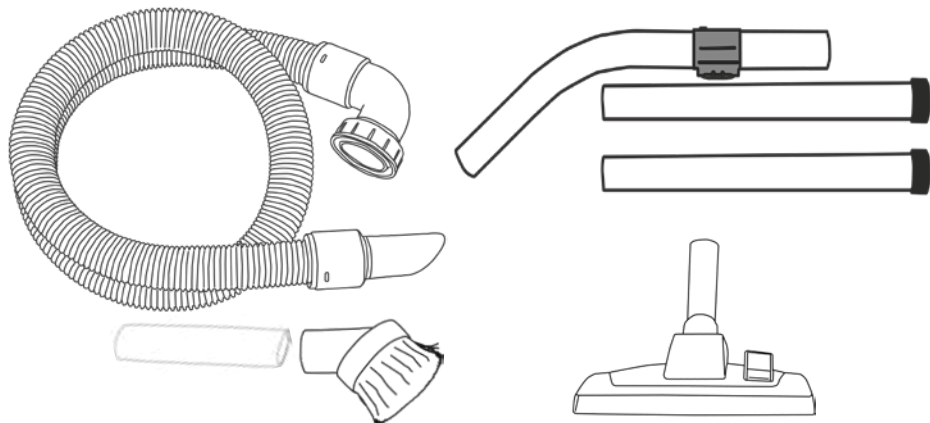


Original Instructions -
Warning! Read instructions before using the machine.




www.numatic.co.uk

Kit AS30

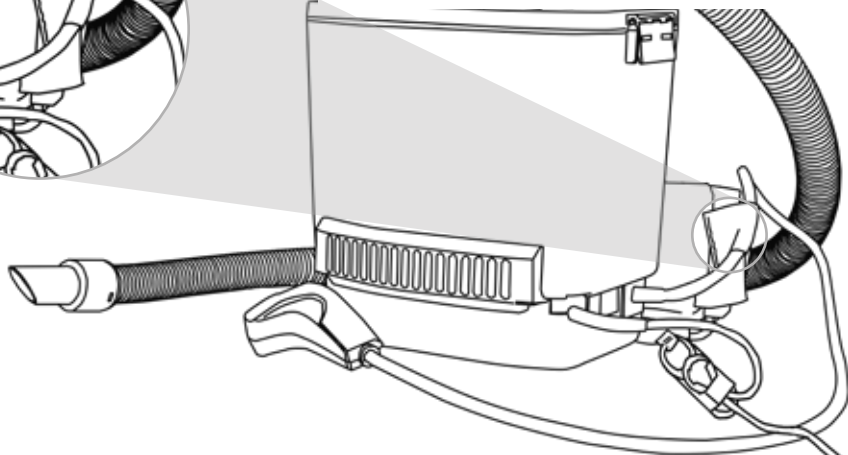


Assembly

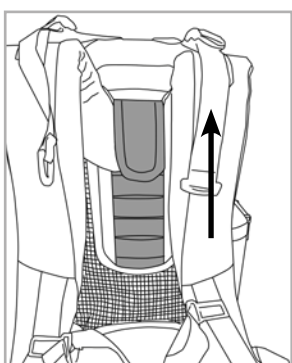
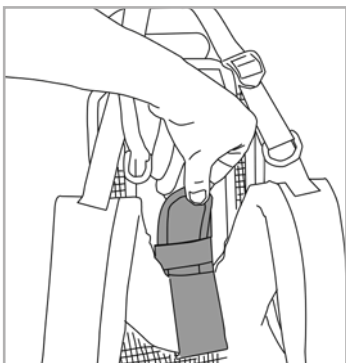
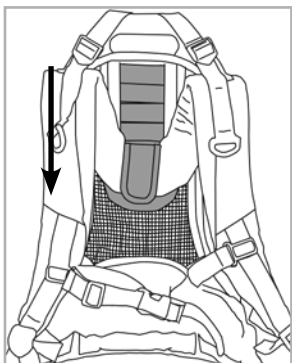
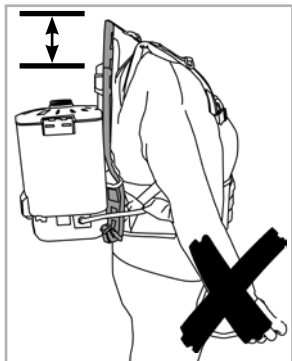
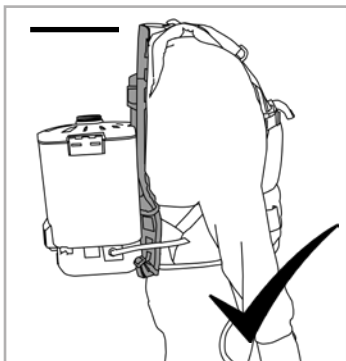


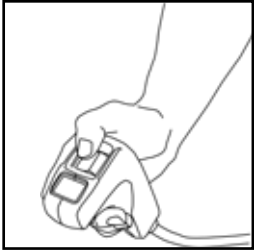
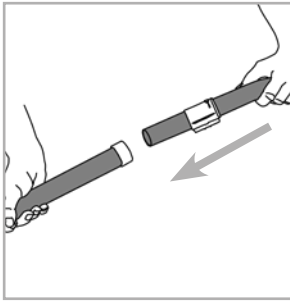
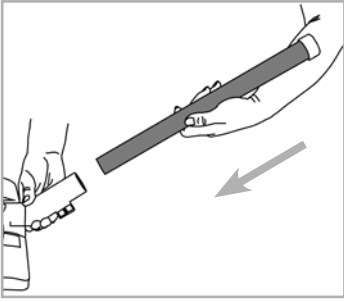
Note*

The remote switch cable should pass through the belt loop, making it easy to find when wearing the machine.



Using your machine



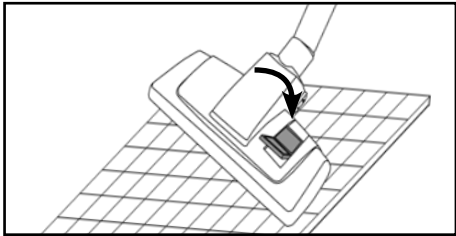
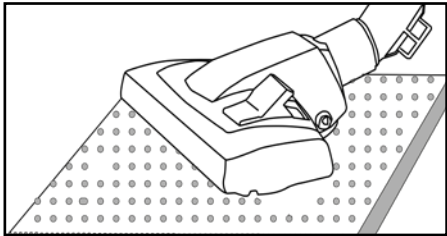


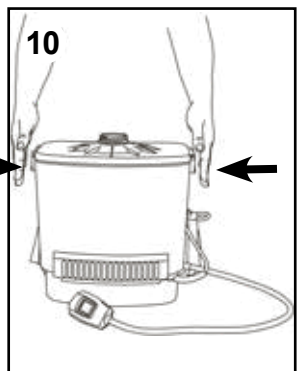
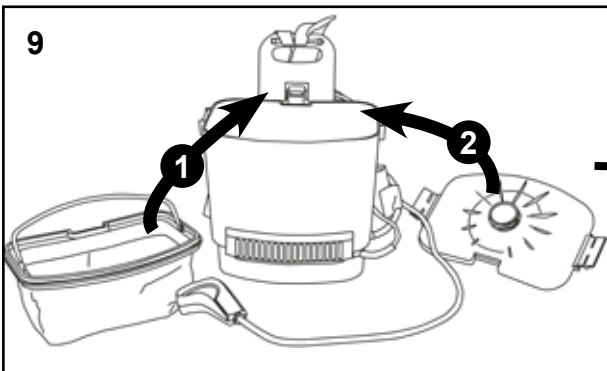
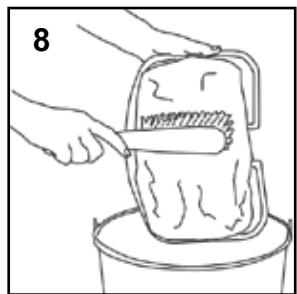
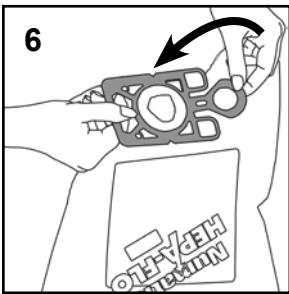
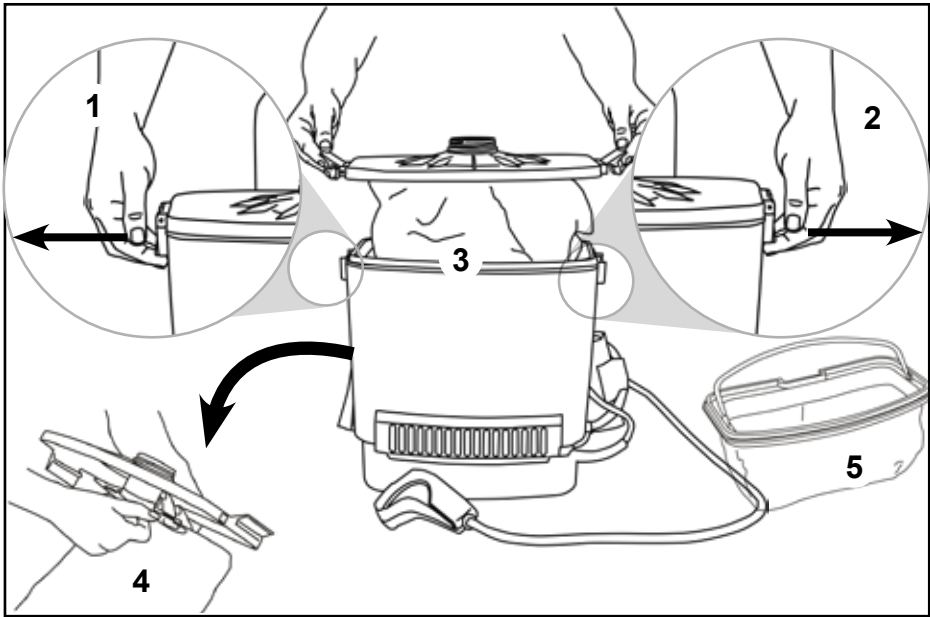
RSV 130

Start

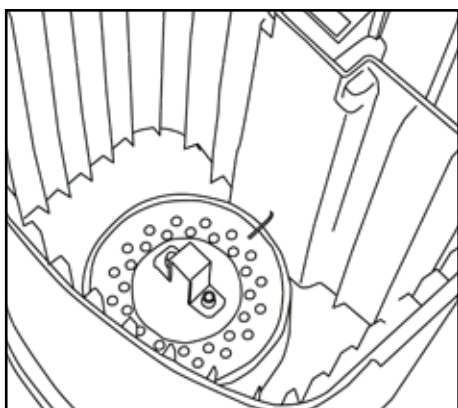
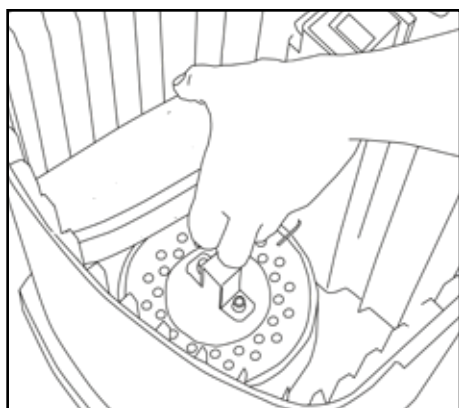
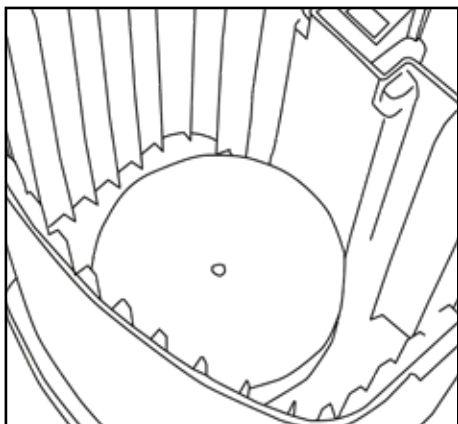
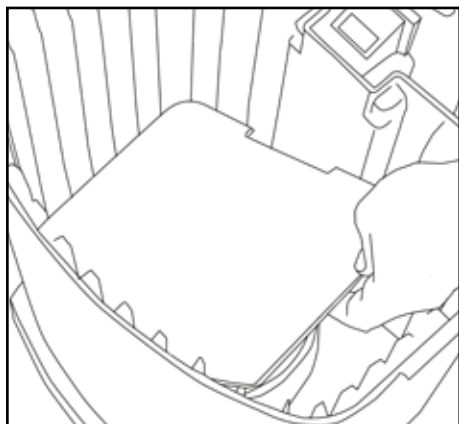
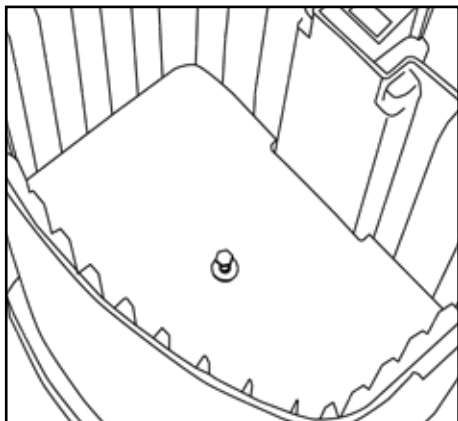
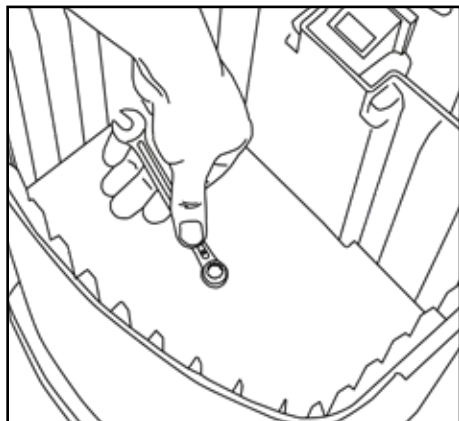


RSV 200





RSV 200 MF - HEPA Filter Cartridge Replacement



About your machine

- 1 Voltage
- 2 Frequency
- 3 Rated Input Power
- 4 Weight (ready to work)
- 5 Company Name & Address
- 6 Model
- 7 Machine yr/wk Serial number
- 8 WEEE Logo
- 9 Protection Class 2 Symbol
- 10 CE Mark

Rating Label

Numatic International. Ltd
 CHARD, ENGLAND, TA20 2GB

*** **

*** V
 *** Hz
 *** W

** Kg

094709460

CE

PPE (personal protective equipment) That may be required for certain operations.

Ear Protection	Safety Footwear	Head Protection	Safety Gloves	
Eye Protection	Protective Clothing	Dust / Allergens Protection	Hi Viz Jacket	Caution Floor Sign

NOTE: A risk assessment should be conducted to determine which PPE should be worn.

WEEE Legislation (Waste, Electrical and Electronic Equipment)

Vacuum cleaner, accessories and packaging should be sorted for environmentally - friendly recycling.

(Only for EU Countries) Do not dispose of vacuum cleaner into household waste! According to the European Directive 2012/19/EU on waste electrical and electronic equipment and its incorporation into national law.

Vacuum cleaners that are no longer suitable for use must be separately collected and sent for recovery in an environmentally - friendly manner.



Failure to rectify the problem or in the event of a breakdown contact your Numatic dealer or the Numatic Technical helpline +44 (0)1460 269268

Daily

- Keep the machine clean, including hoses and tubes.
- Ensure the bag and filter are fitted.
- Regularly examine the power cord.
- Check dust bag frequently.
- Check filters are clean.

Weekly - as daily and:-

- Check for any worn or damaged parts and replace immediately.
- Do not steam clean or pressure wash.

Safety Critical Components

Mains leads:

HO5-VV-F 12.5 x 2 Core x 1.00 mm²

GB

Information for DRY use Vacuum cleaners

WARNING!

Read the instruction manual before using the machine.

Operators shall be adequately instructed on the use of their machine.

As with all electrical equipment, care and attention must be exercised at all times during use, in addition to ensuring that routine and preventative maintenance is carried out periodically to ensure safe operation.

Failure to carry out maintenance as necessary, including the replacement of parts to the correct standard could render this equipment unsafe and the manufacturer can accept no responsibility in this respect. Maintenance should only be carried out by a qualified person.

This machine is for DRY USE only and must not be stored outside or used in wet conditions.

The machine shall be disconnected from the mains by removing the plug from the supply socket during cleaning or maintenance and when replacing parts or converting the machine to another function.

The machine is not to be used by children or persons with reduced physical, sensory or mental capabilities, or lack of experience or knowledge, unless they have been given supervision or instruction.

This appliance is intended to be cleaned and maintained by an adult.

Children being supervised are not to play with the machine.

This machine is not a toy.

CAUTION

This machine is not suitable for picking up hazardous or explosive dust.

Contact your local distributor if you require a machine capable of performing these tasks.

Ensure that the filtration system fitted to the machine is suitable for the material being collected.

This vacuum cleaner is intended for indoor use in the collection of dry materials.

This machine should be stored indoors only.

NOTES

The primary use for this machine is commercial, for example in hotels, schools, hospitals, factories, shops and offices..

This product complies with the requirements of clause 20 of IEC/EN 60335-2-69 Stability and Mechanical Hazards.

This vacuum cleaner is fitted with a thermal protection device. If the vacuum cleaner stops working, remove the plug from the wall before investigating where the fault lies.

If the vacuum cleaner has a blockage, switch off, remove the plug from the socket, inspect the floor tool, tubes and hose for debris. If the floor tool, tubes and hose are clear, replace the dust bag and clean the filter.

The vacuum cleaner should be inspected after use for damage.

Not suitable for the collection of biological hazards, hazardous, or explosive dusts .

The vacuum cleaner should be stored in a dry place.

DO

- Keep your machine clean including hoses and tubes.
- Change dust bag frequently.
- Keep filters clean.
- Keep diffuser filter (where fitted) clean.
- Use filter bags, they will enhance performance and help keep machine clean.
- Use a Numatic Original filter bag under fine dust conditions.
- Keep hoses and tubes clear.
- Replace any worn or damaged parts immediately.
- Only use the socket outlet on the machine for purposes specified in the instructions.
- Only use the brushes provided with the machine. The use of other brushes may impair safety.
- Regularly examine the power cord. If damage is found such as cracking or ageing the power cord must be replaced by a qualified person.
- Only replace the power cord with the correct Numatic approved replacement part.

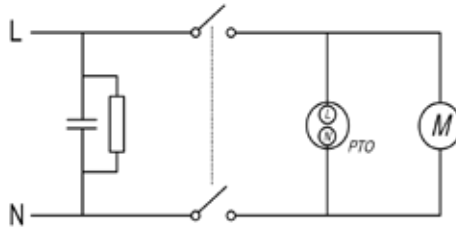
DO NOT

- Pull on the cable to unplug the machine from the power supply.
- Use to suck up hot ashes or lighted cigarette ends.
- Use steam cleaners or pressure washers to clean the machine or use in the rain.
- Immerse in water for cleaning.
- Attempt machine maintenance or cleaning unless the power supply plug has been removed from the supply outlet.
- Do not use in wet environments or to collect wet materials.

Schematic Diagram

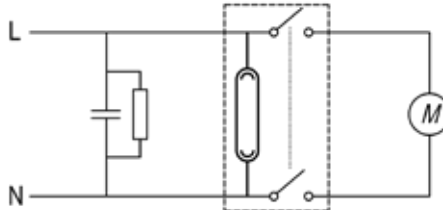
RSAV / RSV 200

RSV 200 WD-0280



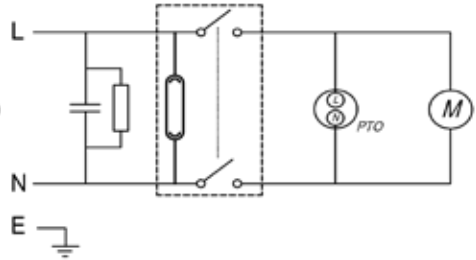
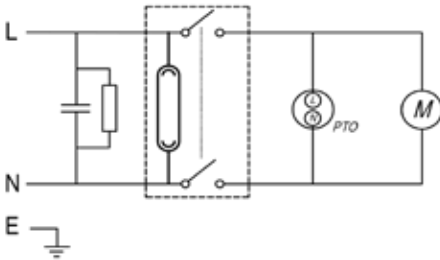
RSAV / RSV 130

RSV 130 (DRW-13363) 230V 620W



RSV 130 (DRW 20715) 120V 800W

RSV 130 (DRW-13365) 120V 900W



Data

1	2	3	4	5	6
Drum Size	Cleaning Range	Weight (Ready to work)	Sound Pressure	Protection Class	Dimensions
130 200 200 MF	6 L 9 L 9 L	7 kg 8 kg 8 kg	67dB (A) Uncertainty 0.5 dB	Class II	250 x 360 x 440 mm 250 x 360 x 550 mm 250 x 360 x 550 mm
Voltage 220 - 240V			Motor 620W 50-60Hz		

Numatic International Warranty

Numatic International Limited warrant to the original purchaser that its products are free of defects in both material or workmanship for the period shown below:-

Homecare and Cleancare Vacuum cleaners.....	2 Years
Rotary Floor Machines.....	2 Years
Twintec Auto Scrubber Dryer.....	1 Year
Mopping, Compacts, Combi and Servocare Products.....	1 Year
Individual Accessories and Spare Parts.....	6 Months

Note: This warranty expressly excludes consumable parts such as carbon brushes, floor brushes, mops, batteries etc, that are considered replaceable from time to time during the normal working life of the machine.

Using non Numatic dustbags can be detrimental to both machine performance and life and may invalidate the Warranty.

A. The warranty period commences from the date the goods are purchased.

B. All warranty claims must be processed through the Dealer from whom the equipment was purchased. The Dealer will co-operate with the purchaser throughout the warranty claims procedure and will arrange any necessary repairs using genuine Numatic parts.

C. If the original Dealer is no longer able to fulfil his obligations please contact Numatic International Limited with full details of the claim and proof of purchase so that this may be processed without delay.

D. Any warranty claim can only relate to the specific part that is proven to be at fault and for which a replacement will be supplied but cannot be extended to constitute a claim against the complete machine.

E. Numatic International will supply the Dealer with any warranty parts required, subject to the claim being validated, after return of the faulty items in accordance with Numatic International Limited's General Conditions of Sale.

F. Claims will not be accepted if they are the result of fair wear and tear, misuse or abuse of any kind.

G. No replacement will be given unless the appropriate evidence of the validity of the claim has been provided to the satisfaction of Numatic International Limited.

H. Numatic International Limited reserve the right to charge for any unnecessary work carried out as a result of an invalid claim.


I. No variation to this warranty may be made or implied by any member of Numatic International Limited or its Dealers unless such variation is in writing and authorised by the Company.



Numatic International Limited. Chard, Somerset, TA20 2GB

Telephone: 01460 68600 Fax: 01460 68458

© Numatic International Limited 2017

<p>EU, EC, EL, UE, ES: Declaration of Conformity Prohlášení o shodě Konformitätserklärung Overensstemmelseserklæring Declaración de conformidad Vastavusdeklaratsioon Déclaration de conformité</p>	<p>Декларация за съответствие Δήλωση συμμόρφωσης Megfelelőségi nyilatkozat Dichiarazione di conformità Atitikties deklaracija Conformiteitsverklaring Samsvarserklæring Declaração de conformidade</p>	<p>Deklaracja zgodności Declaratie de conformitate Декларация о соответствии Försäkran om överensstämmelse Izjava o skladnosti Vaatmustenmukaisuusvakuutus</p>
<p>Manufacturer: / Výrobce / Hersteller / Fabrikant / Fabricante / Tootja / Fabricant / производитель / Κατασκευαστής / Gyártó / Fabbricante / Gamintojas / Fabrikant / Produzent / Fabricante / Producent / Producător / производитель / Tilverkare / Proizvaljalca / Valmistaja:</p>		<p>Numatic International Limited Chard Somerset, TA20 2GB, UK www.numatic.co.uk</p> 
<p>Product: / Produkt / Produkt / Produkt / Producto / Toode / Produit / Продукт / Προϊόν / Termék / Prodotto / Produkta / Artikel / Produkt / Produtos / Produkt / Produs / товар / Produkt / Izdelka / Tuote:</p>		<p>RSV</p>
<p>Description: / Popis / Beschreibung / Beskrivelse / Descripción / Kirjeldus / La description / Описание / Περιγραφή / Leirás / Descrizione / Apibudinimas / Omschrijving / Beskrivelse / Descrição / Opis / Descriere / Описание / Beskrivning / Opis / Kuvaus:</p>		<p>Vacuum Cleaner – Commercial – Dry</p>
<p>GB We, Numatic hereby declare under our sole responsibility, that the above-mentioned product(s) is/are in conformity with the following directives and standards.</p>	<p>BG Ние, Numatic С настоящото декларираме на своя лична отговорност, че посочените по-горе продуктът е в съответствие със следните директиви и стандарти.</p>	<p>PT Nós, a Numatic declaramos, sob nossa exclusiva responsabilidade, que o produto acima mencionado está em conformidade com as diretrizes e normas a seguir.</p>
<p>CZ My, Numatic prohlašujeme na svou výlučnou odpovědnost, že výše uvedené výrobek je ve shodě s následujícími směrnici a normami.</p>	<p>GR Εμείς, Numatic δηλώνουμε με αποκλειστικό μας ευθύνη, ότι το προαναφερόμενο προϊόν συμμορφώνεται με τις ακόλουθες οδηγίες και πρότυπα.</p>	<p>PL My, Numatic Niniejszym oświadczamy z pełną odpowiedzialnością, że wyżej wymieniony produkt jest zgodny z następującymi dyrektywami i normami.</p>
<p>DE Wir, Numatic erklären in alleiniger Verantwortung, dass das oben genannte Produkt den folgenden Richtlinien und Normen entspricht.</p>	<p>HU Mi, Numatic kijelentjük, egyedüli felelősséggel, hogy a fent említett termék megfelel az alábbi irányelveknek és szabványoknak</p>	<p>RO Noi, Numatic Prin prezenta declarăm pe propria răspundere, că produsul mai sus menționat este în conformitate cu următoarele standarde și directive.</p>
<p>DK Vi, Numatic erklærer hermed under eget ansvar at ovennævnte produkt(er) er i overensstemmelse med følgende direktiver og standarder.</p>	<p>IT Noi, Numatic dichiari sotto la propria responsabilità, che il prodotto di cui sopra è conforme alle seguenti direttive e norme.</p>	<p>RU Мы, Numatic оным изьявляем под лном отговорности, да наведенног производе је у складу са следећим директивама и стандардима.</p>
<p>ES Nosotros, Numatic declaramos bajo nuestra única responsabilidad que el producto antes mencionado está en conformidad con las siguientes directivas y normas</p>	<p>LT Mes, "Numatic pareiškiu vienašališkos atsakomybės, kad pirmiau minėtas produktas atitinka šias direktyvas ir standartus</p>	<p>SE Vi Numatic förklarar härmed under eget ansvar att ovan nämnda produkt överensstämmer med följande direktiv och normer.</p>
<p>EE Meie, Numatic Käesolevaga kinnitame ja kanname ainuisikulist vastutust, et eespool nimetatud toode on kooskõlas järgmiste direktiivide ja</p>	<p>NL We verklaren Numatic hierbij op eigen verantwoordelijkheid, dat het bovengenoemde product voldoet aan de volgende richtlijnen en normen</p>	<p>SI Mi, Numatic izjavljamo s polno odgovornostjo, da je zgoraj omenjeni izdelek v skladu z naslednjimi smernicami in standardi.</p>
<p>FR Numatic déclare sous notre seule responsabilité que le produit mentionné ci-dessus est conforme aux directives et normes suivantes.</p>	<p>NO Vi, Numatic erklærer herved under eget ansvar, at det ovennevnte produktet er i samsvar med følgende direktiver og standarder</p>	<p>FI Me, Numatic täten vakuutamme omalla vastuulla, että edellä mainittu tuote on yhdenmukainen seuraavien direktiivien ja standardien mukaisesti</p>
<p>2006/42/EC</p>	<p>Machinery Directive</p>	<p>EN60335-1:2012 + AC:2014 + A11:2014 EN60335-2-69:2012 EN62233:2008</p>
<p>2014/30/EU</p>	<p>EMC Directive</p>	<p>EN55014-1:2006 +A1:2009 + A2:2011 EN55014-2:1997 + A1:2001 + A2:2008 EN61000-3-2:2014 EN61000-3-3:2013</p>
<p>2009/125/EC EU/666/2013</p>	<p>Ecodesign Requirements for Vacuum Cleaners</p>	
<p>2011/65/EU</p>	<p>RoHS Directive</p>	

Authorised Signatory: Mr. Allyn Boyes



Signed:

Date: 21st Jan, 2019

Position: Development Manager

Numatic International Limited

Chard,

Somerset, TA20 2GB, UK



Replacement parts

TriTex Filter

604168

TriTex Filter

HepaFlo Dust Bags

604011

130 Drum - HepaFlo Dust Bags (Pack of 10) NVM-1AH

604015


200 Drum - HepaFlo Dust Bags (Pack of 10) NVM-1CH

For best performance make sure you use genuine Numatic bags

Sound power level

db (A)

75



Numatic International Limited.
Chard, Somerset TA20 2GB ENGLAND
Tel.: 01460 68600 **www.numatic.co.uk**

Specification subject to change without prior notice
www.numatic.co.uk © Numatic International Limited

909472 04/19 (A05)